


Interactive Public Calendar User Guide

The interactive public calendar (powered by ChapMobile) displays 30 days of scheduled court hearings and 341 meetings. The calendar allows users to:

- View court hearing calendars for all Judges or filter by Judge;
- View 341 calendars for all Trustees or filter by Trustee;
- Search hearing calendars and 341 calendars by Attorney, Debtor or Case Number;
- Download calendars for viewing or printing.

Click the settings icon  to set data filters and modify the view of the Interactive Public Calendar.

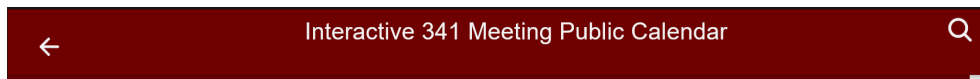
Calendars may be downloaded for viewing or printing when the  icon is visible.

The interactive public calendar will not display the Hearing Calendar and the 341 Calendar simultaneously. The Hearing Calendar is the home (default) screen.

To view the 341 Calendar, click the 341 Calendar link in the upper right corner.

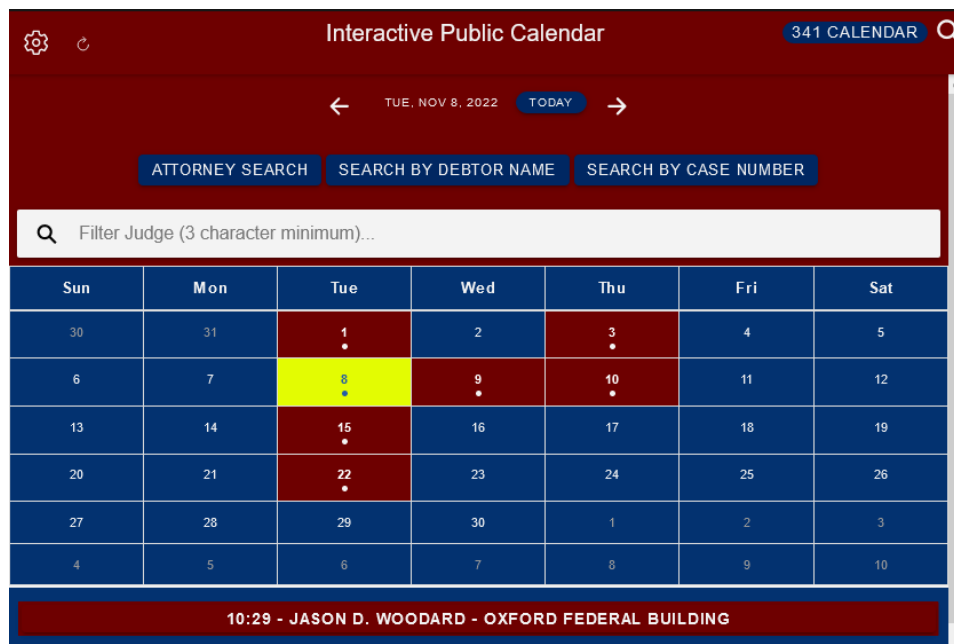



Click the back arrow in the top left corner to return to the Hearing Calendar.

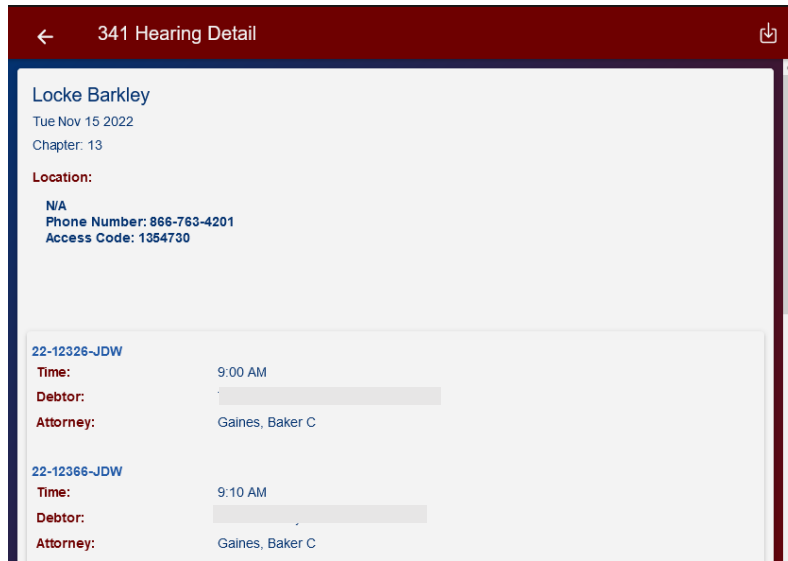


Hearing Calendar

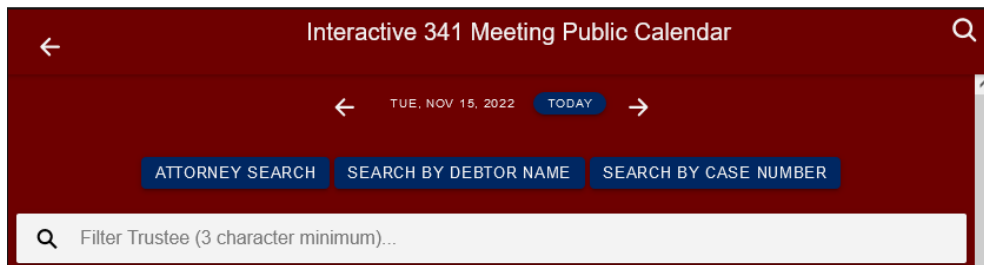
A Hearing Calendar exists when the date field is shaded maroon (for default settings) and displays a bullet below the number. To view a Hearing Calendar, select the date, then click on the Judge's name at the bottom of the calendar.



Once the 341 Meeting Calendar displays, scroll down to view the list of 341 meetings. Click  to download for viewing or printing. To return to the monthly calendar display, click the back arrow in the top left corner.



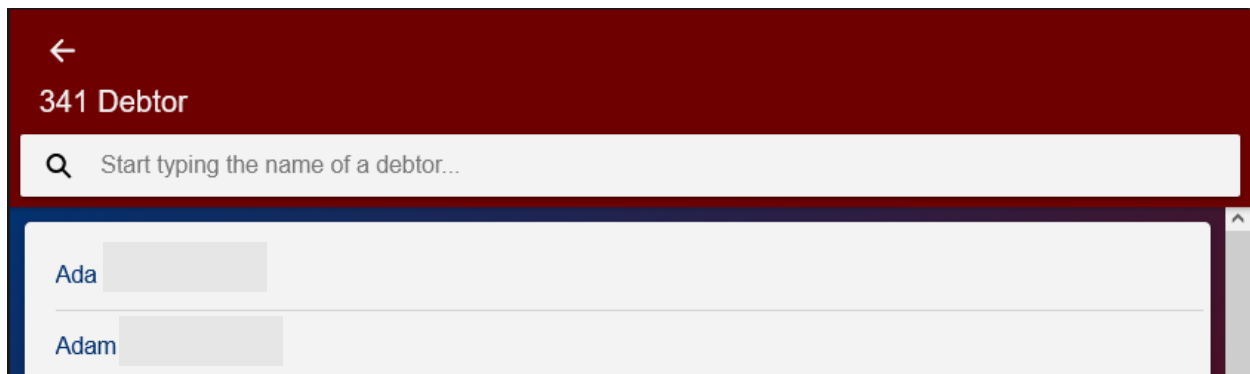
To only view calendars for a specific Trustee, type the name of the Trustee in the white search bar above the calendar. To search the 341 Meeting Calendar by Attorney, Debtor, or Case Number, click on the appropriate search selection or the search icon at the top of the calendar page.



If you select **Attorney Search**, start typing the name in the search field or scroll through the list to find the name.



If you select **Search by Debtor Name**, start typing the name of the debtor in the search field or scroll down the list to find the name.



If you select **Search by Case Number**, start typing the case number in the search field or scroll down the list to find the case number.



[Additional Information](#)

The interactive public calendar is for **informational purposes only** and is **not the official docket of the court**. Parties should continue to place primary reliance on official notice from the court and information available in the CM/ECF system via PACER.

The calendar information is updated from CM/ECF data in approximately 10-minute intervals. The transaction must be completed in CM/ECF and included in an interval update before the change is depicted in the app. As such, the information may not always be a true “real-time” depiction.

The interactive public calendar was developed by the U. S. Bankruptcy Court for the District of Utah and is designed to work with participating courts.